


## Contents

The physiology course consists entirely of six seminars. The chronology of these six seminars is build up from atoms and molecules to cells, tissues and organs. In each dimension, the importance for the osteopathic practice is diagnostically and therapeutically clarified.

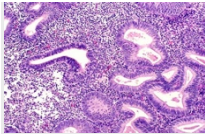
---



### Seminar 1: Biochemistry

The following topics are being discussed:

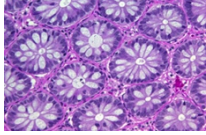
- Proteins
  - Lipids
  - Glucides (saccharides)
- 



### Seminar 2: Cytology

The following topics are being discussed:

- Cell membrane
  - Cell nucleus
  - Endoplasmic reticulum, Golgi apparatus, Vesicular transport, Lysosomes, peroxisomes
  - The significance of micro-organisms for health (osteopathic perspective)
  - Mitochondria
  - Cytoskeleton
-



## Seminar 3: Histology

The following topics are being discussed:

- Epithelium
  - Embryological origin Epithelium
  - Integrins
  - Keratin
  - Tight Junctions, Desmosomes, Gap junctions
  - Connective tissue
  - Neuronal tissue
  - Muscle tissue
- 



## Seminar 4:

During this seminar the material of the first three packages is integrated and further developed under the heading "metabolic physiology". The following main topics are covered:

- Glucose metabolism
  - Fat metabolism
  - Protein metabolism
-



## seminar 5 :

This seminar contains a further detailed elaboration of the preceding chapters. This is done by means of the digestion physiology approached from the context of the organ. During this seminar the following topics are covered:

- Mouth
- Oesophagus
- Stomach
- Duodenum
- Small intestine
- Colon



## seminar 6 :

This last seminar is a continuation of seminar 5.  
The following bodies are covered:

- Liver & Gallbladder
- Pancreas
- Spleen

Subsequently, the neuro-hormonal control of the digestion is worked out.